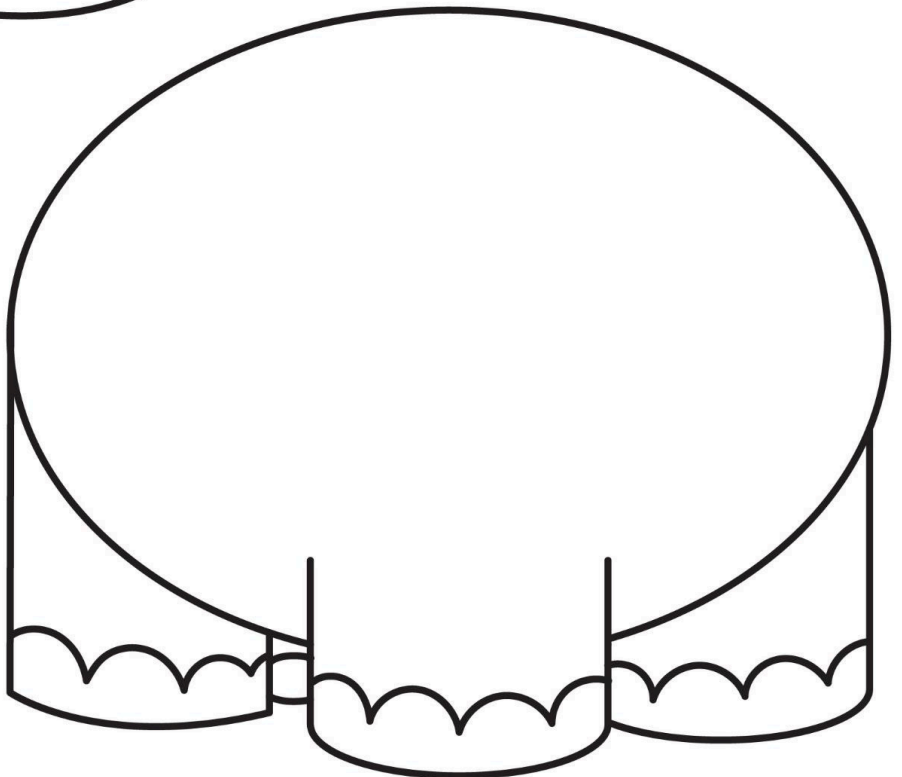



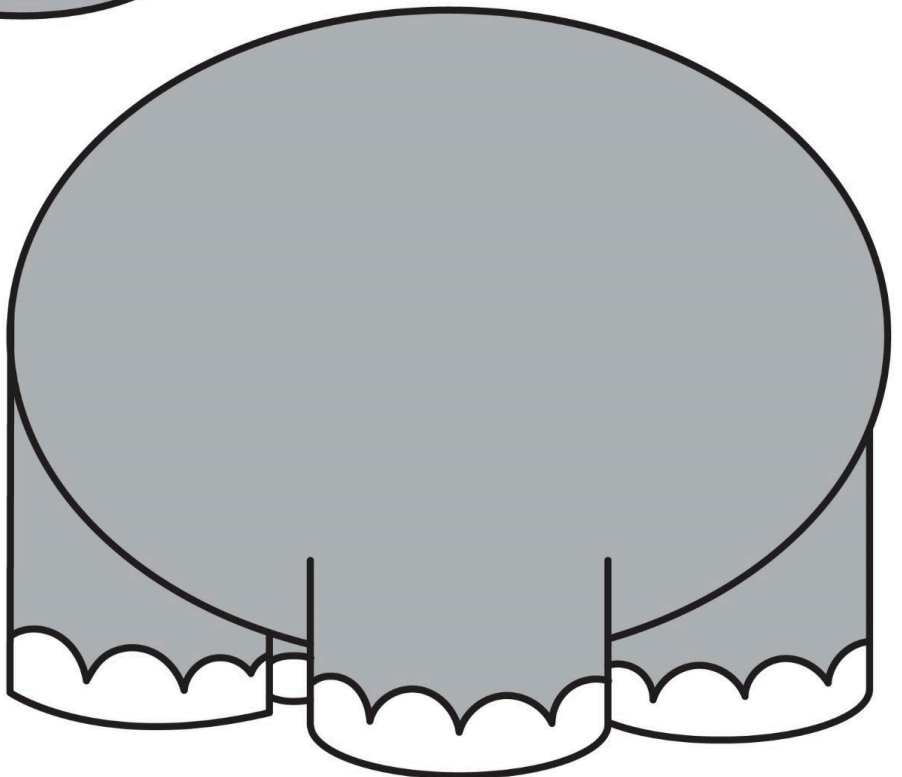









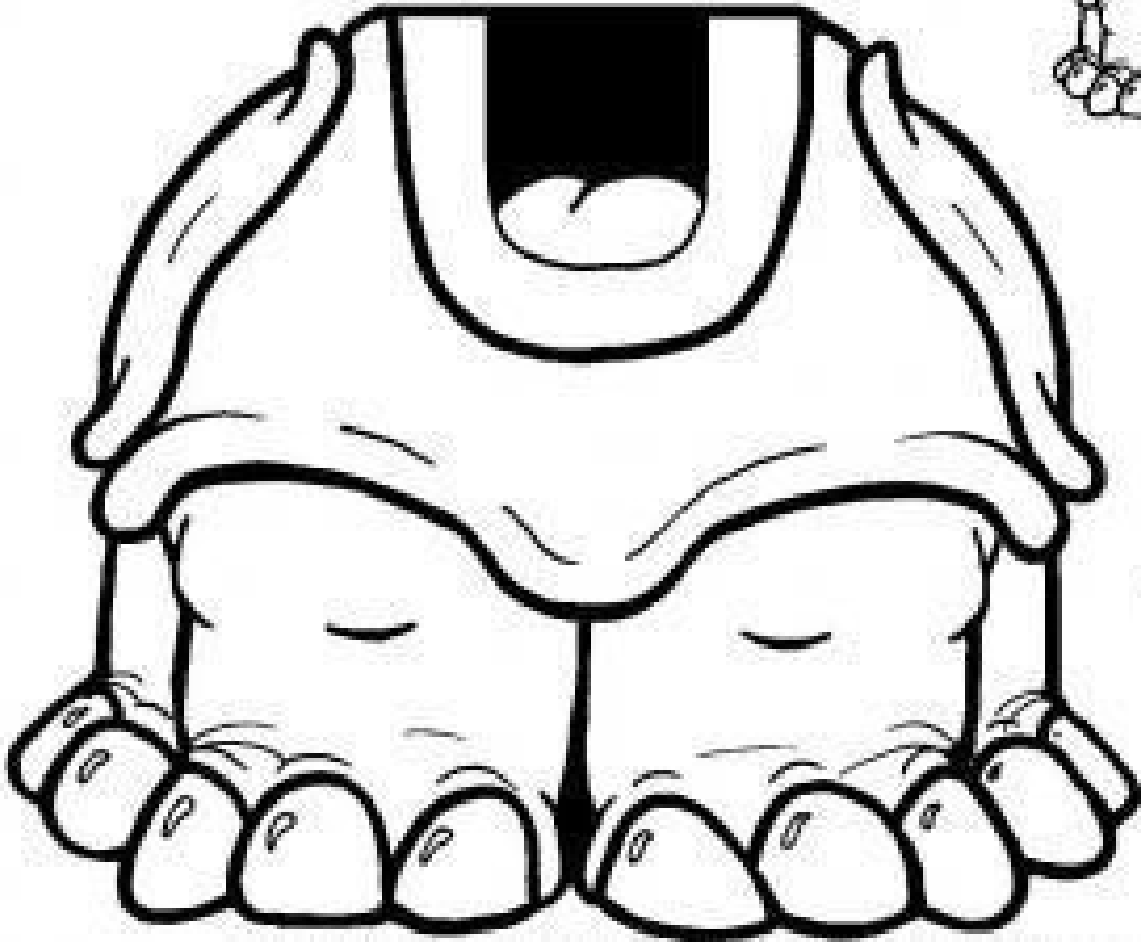


Cut and Paste RHINO CRAFT



Cut and Paste RHINO CRAFT







rhino

GERGEDAN SANAT ETKİNLİĞİ


MALZEMELER

- Gergedan şablonu
- Gri fon kartonu
- Oynar göz
- Boya kalemleri
- Renkli küçük kare kâğıtlar
- Makas
- Yapıştırıcı
- Siyah keçeli kalem




YAPILIŞ AŞAMALARI


- 1** Gergedan şablonunu keselim.




- 2** Gergedanı gri renkte boyyalım.




- 3** Boynuzunu belirginleştirelim ve yüz detaylarını çizelim.




- 4** Gövdesini renkli küçük kare kâğıtlarla süsleyelim.




- 5** Oynar gözümüzü yapıştıralım.



- 6** Çalışmamız tamam! Gergedanımız hazır.



ÖRNEK ÇALIŞMALAR






KAZANIMLAR

- ★ El-göz koordinasyonu gelişir.
- ★ Kesme ve yapıştırma becerileri desteklenir.
- ★ Hayvanlara yönelik farkındalık oluşur.
- ★ Yaratıcı düşünme becerileri desteklenir.

DEĞERLENDİRME SORULARI

- Gergedanın en dikkat çekici özelliği neydi?
- Gergedanını hangi renklerle süsledin?
- Gergedan hızlı mı yavaş mı bir hayvandır?
- Etkinlikte en çok hangi kısmı yapmayı sevdim?

GERGEDAN KALIBI



Kesik çizgilerden kesiniz.



TÜRKİY
A B C D E E
E F G G H I
I J K L M N
O O P P Q R
S S T Y T T
U V W X Y Z

GERGEDAN SANAT
ETKİNLİĞİ - 5 YAŞ

BOYNUZLU
GERGEDAN

DEFNE

ELİF

