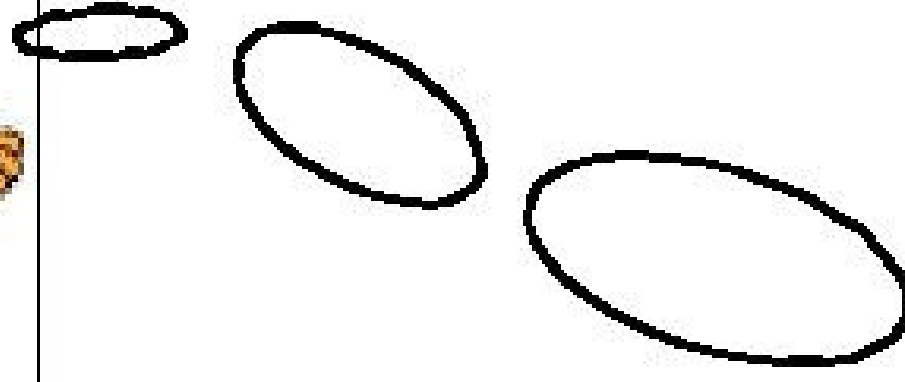


AD :
SOYAD :

SAYILARI ÇALIŞMA SAYFALARI
www.okuloncesihersey.net




Kutular içerisindeki resimlerden yazan talimattaki sıradaki resmi yuvarlak çerçesine al...


1. ve 6. Sıradaki Resmi Yuvarlak içerisinde al




2. ve 4. Sıradaki Resmi Yuvarlak içerisinde al



6. ve 9. Sıradaki Resmi Yuvarlak içerisinde al



3. ve 9. Sıradaki Resmi Yuvarlak içerisinde al



AD :
SOYAD :

SAYILARI ÇALIŞMA SAYFALARI

www.okuloncesihersey.net






Kutuların üstünde yazan yönergeye göre o sıradaki dumanı boya...

5.DUMANI SARI BOYA
1.DUMANI MAVİ BOYA

3.DUMANI YEŞİL BOYA
6.DUMANI KIRMIZI BOYA

7.DUMANI SİYAH BOYA
10.DUMANI PEMBE BOYA




Name _____


Date _____

ADDITION 1 TO 10 FOLLOW THE EXAMPLE BELOW

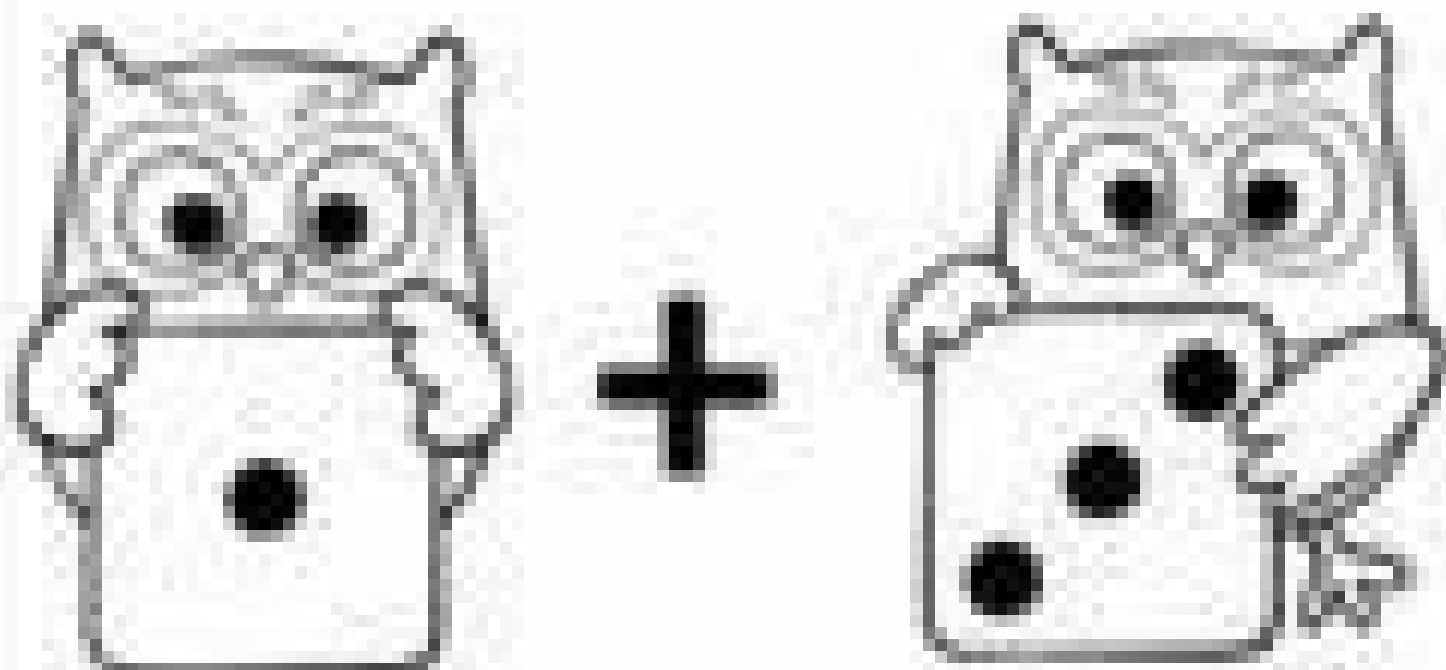
EXEMPLE




$$6 + 2 = 8$$




$$\bigcirc + \bigcirc = \bigcirc$$




$$\bigcirc + \bigcirc = \bigcirc$$



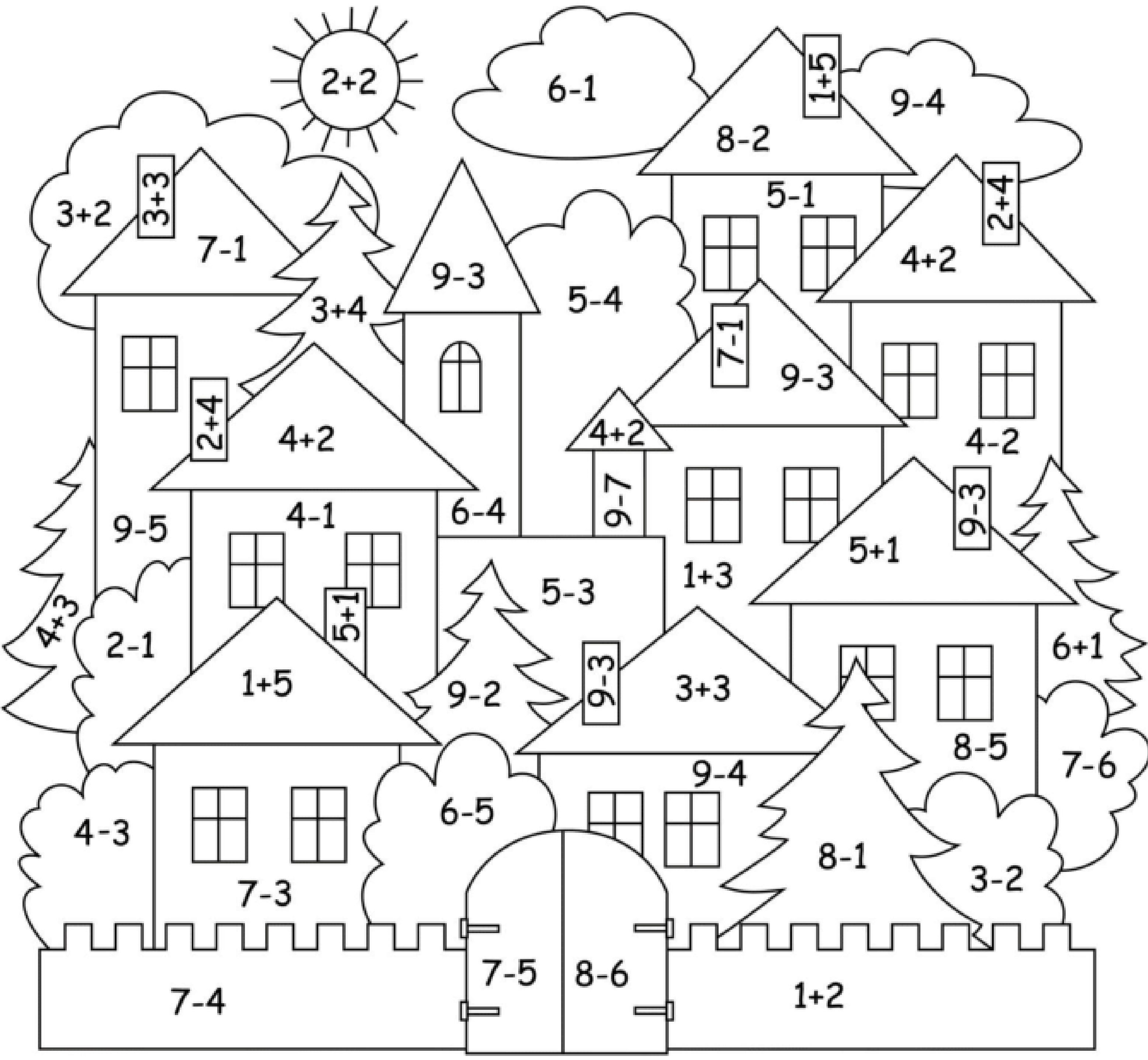
$$\bigcirc + \bigcirc = \bigcirc$$











$$\bigcirc + \bigcirc = \bigcirc$$




$$\bigcirc + \bigcirc = \bigcirc$$




- 
1
- 
2
- 
3
- 
4
- 
5
- 
6
- 
7







Baştan ikinci çiçeği boyayalım



Baştan birinci çiçeği boyayalım



Baştan dördüncü çiçeği boyayalım



Baştan üçüncü çiçeği boyayalım