



# ANNEM HAKKINDA HERŞEY

Annemin adı .....


Annem ..... yaşında

Annemin en sevdiği renk .....

Annemin en sevdiği yemek .....

Annemle en çok ..... yapmayı seviyorum

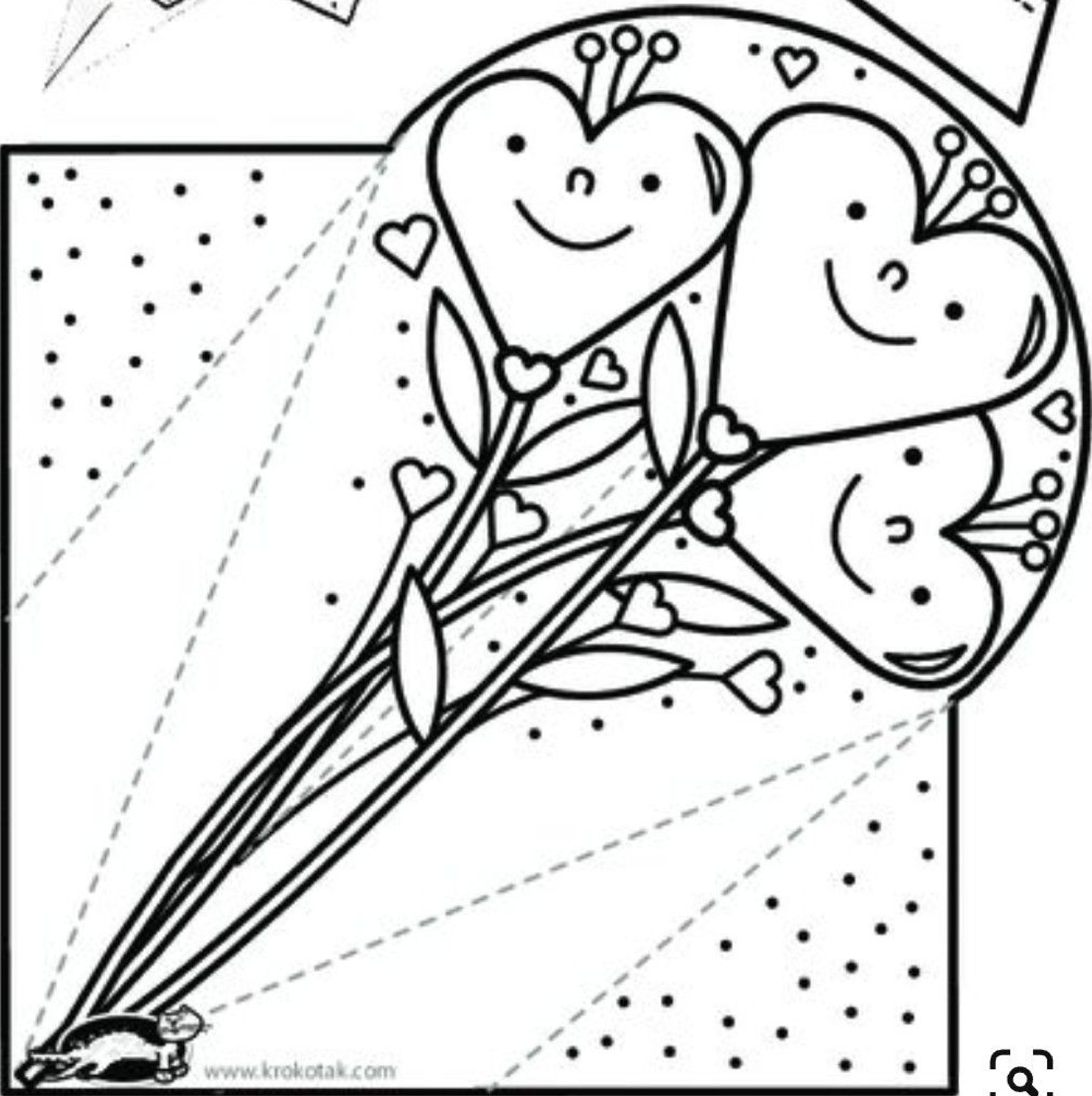

Annem en güzel ..... yemeğini yapar











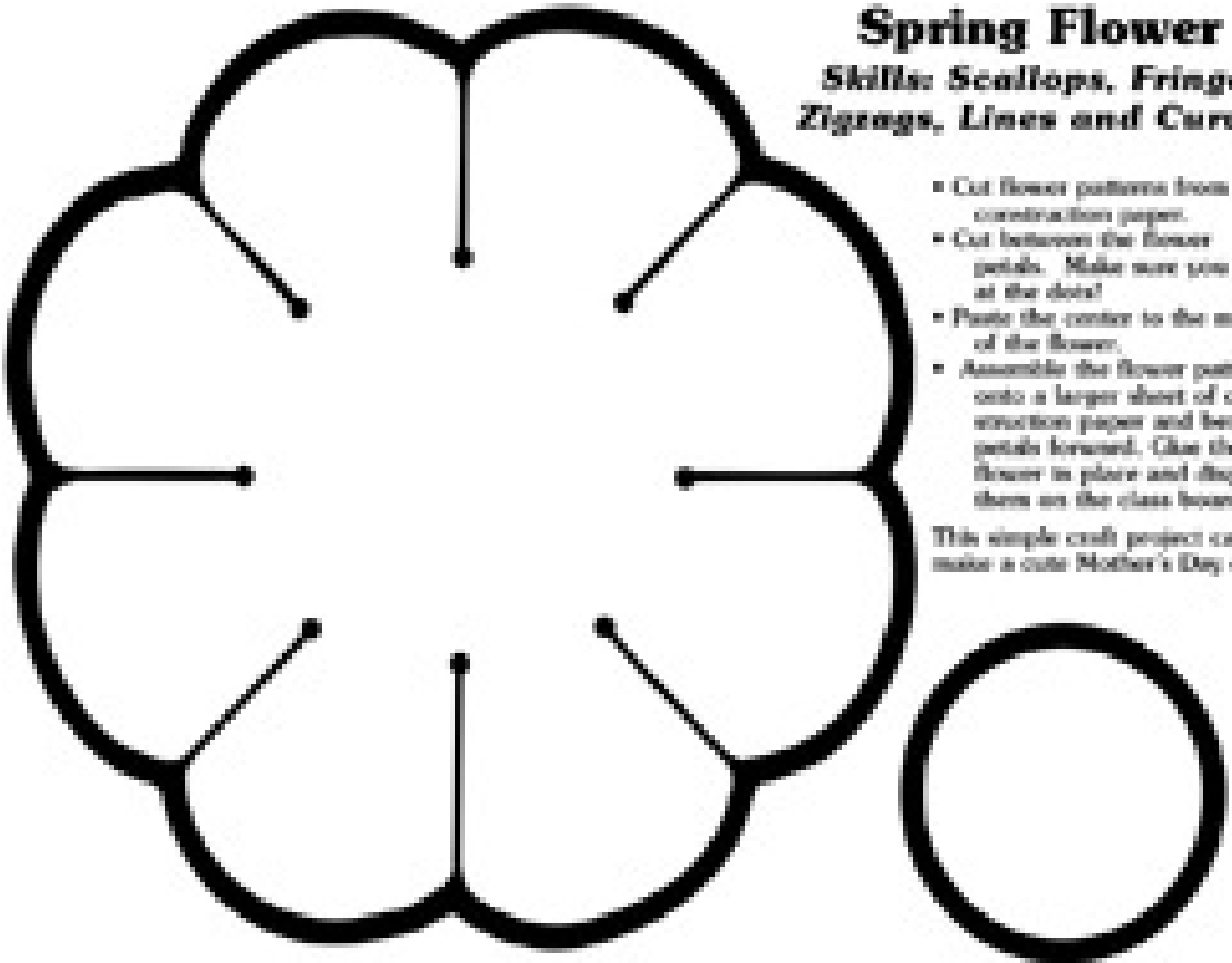



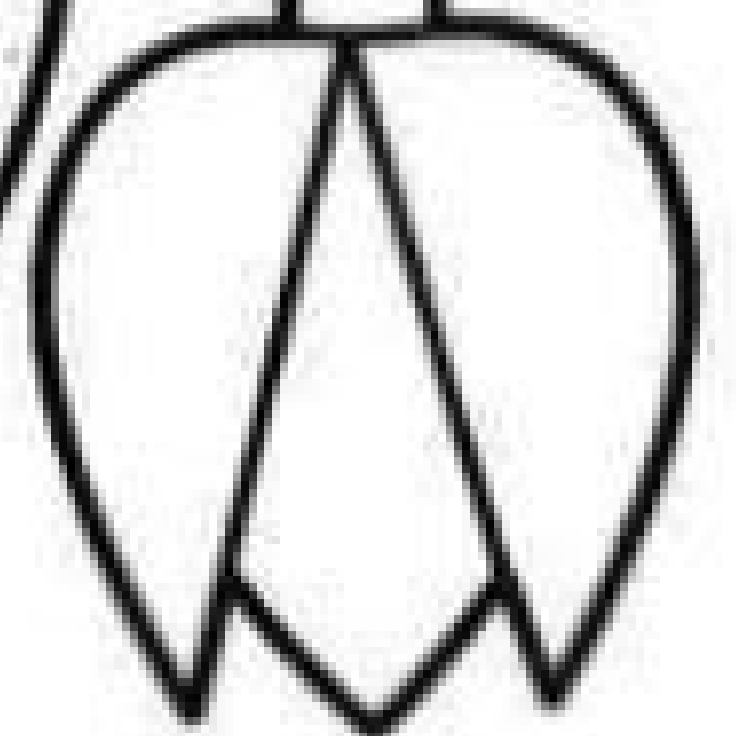
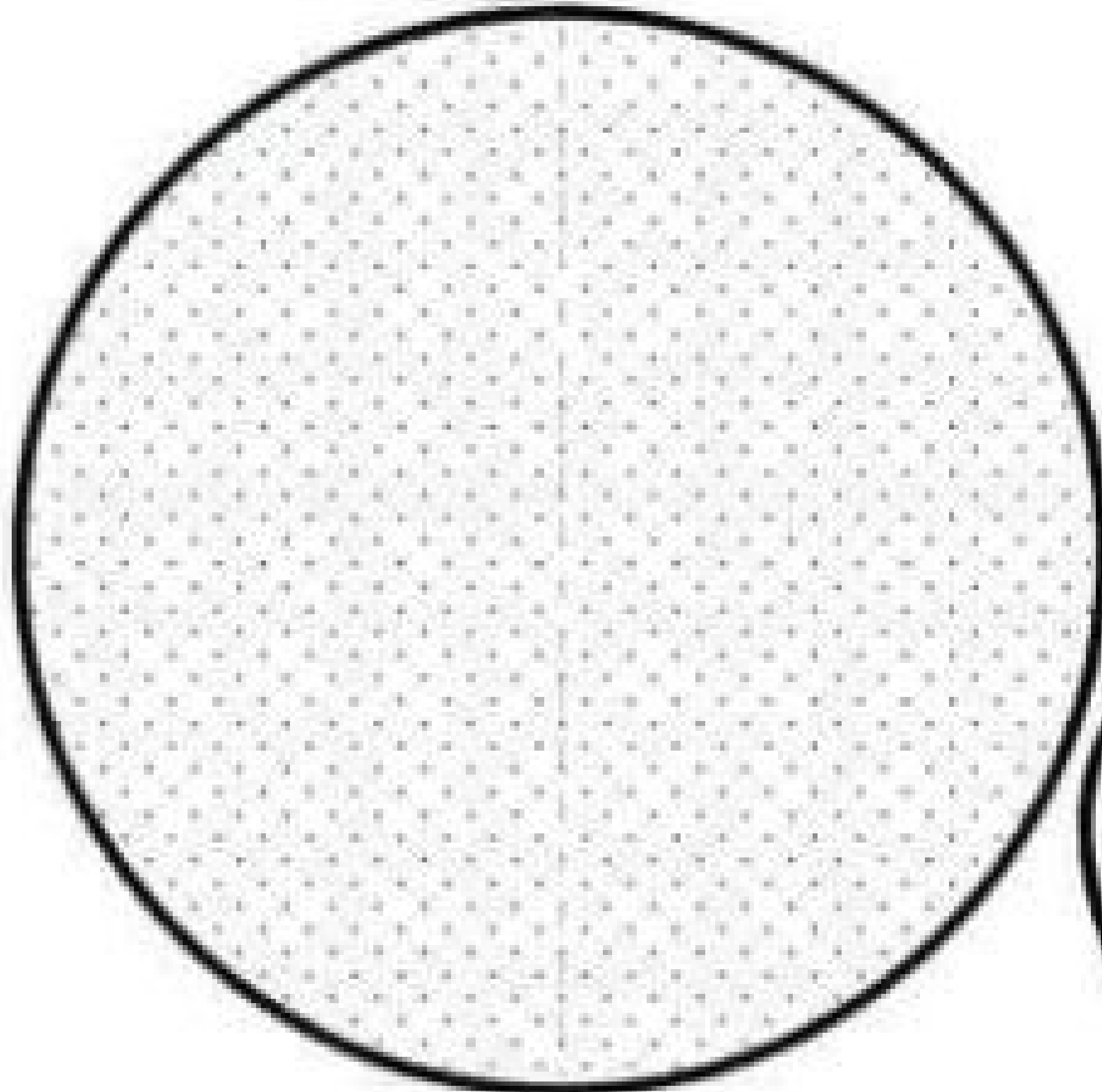



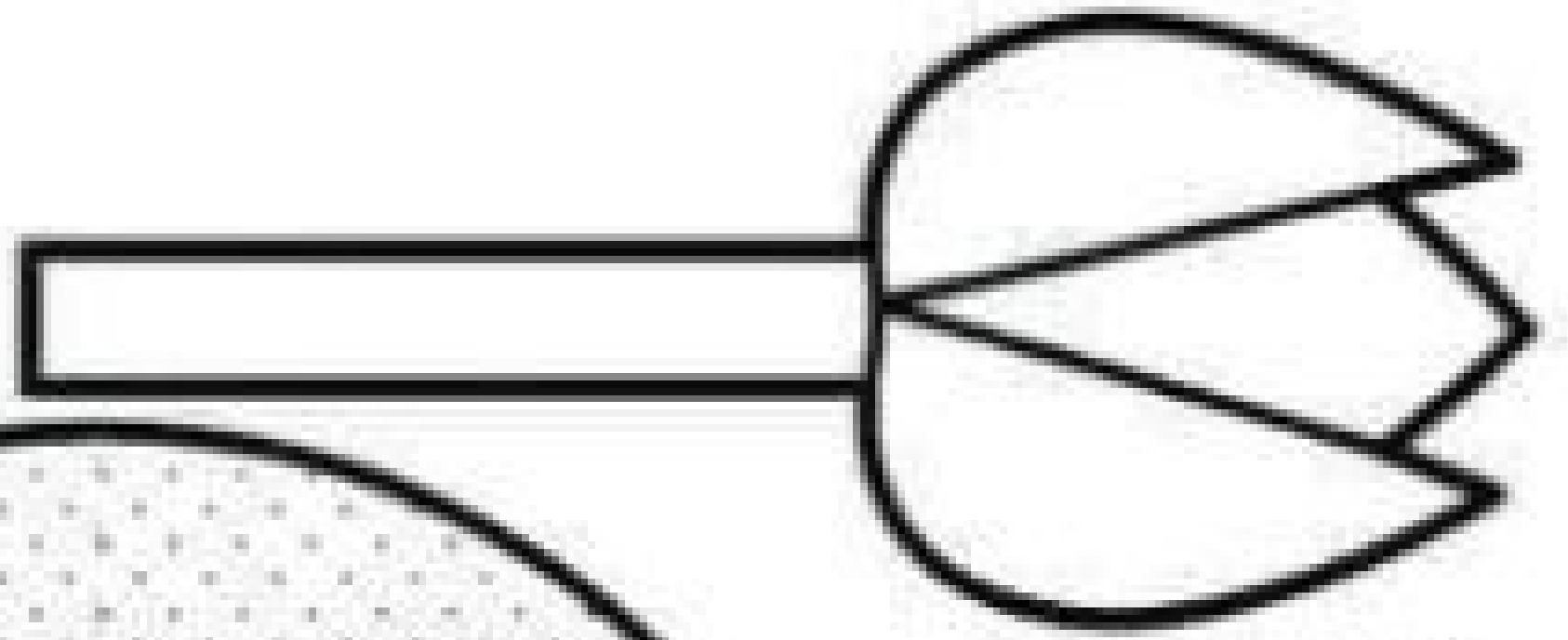

# Spring Flower


**Skills: Scallops, Fringe, Zigzags, Lines and Curves**

- Cut flower patterns from construction paper.
- Cut between the flower petals. Make sure you stop at the dots!
- Paste the center to the middle of the flower.
- Assemble the flower patterns onto a larger sheet of construction paper and bend the petals forward. Glue the flower in place and display them on the class board.

This simple craft project can make a cute Mother's Day card.









COLOUR and CUT













DIY  
flower  
vase



[www.krokotalk.com](http://www.krokotalk.com)




[www.krokotalk.com](http://www.krokotalk.com)









# TRESORS D'INSTITS MATEERNELLES






ANNELER GÜNÜN  
KUTLU OLSUN  
ANNECİĞİM.








**Anneciğim Bu Resim Senin İçin**





**Anneciğim Bu Resim Senin İçin**










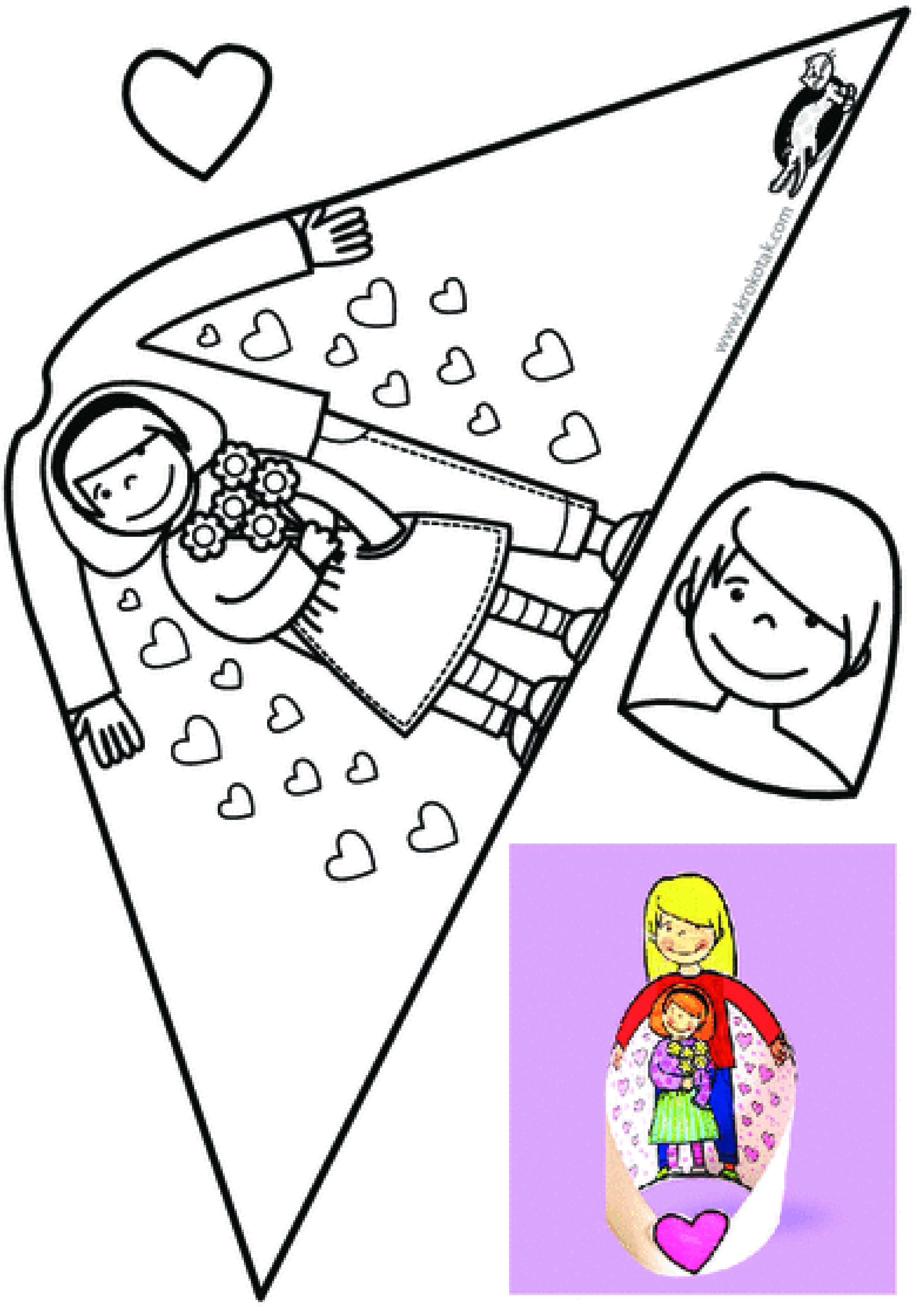
# HEART FLOWERS BOUQUET




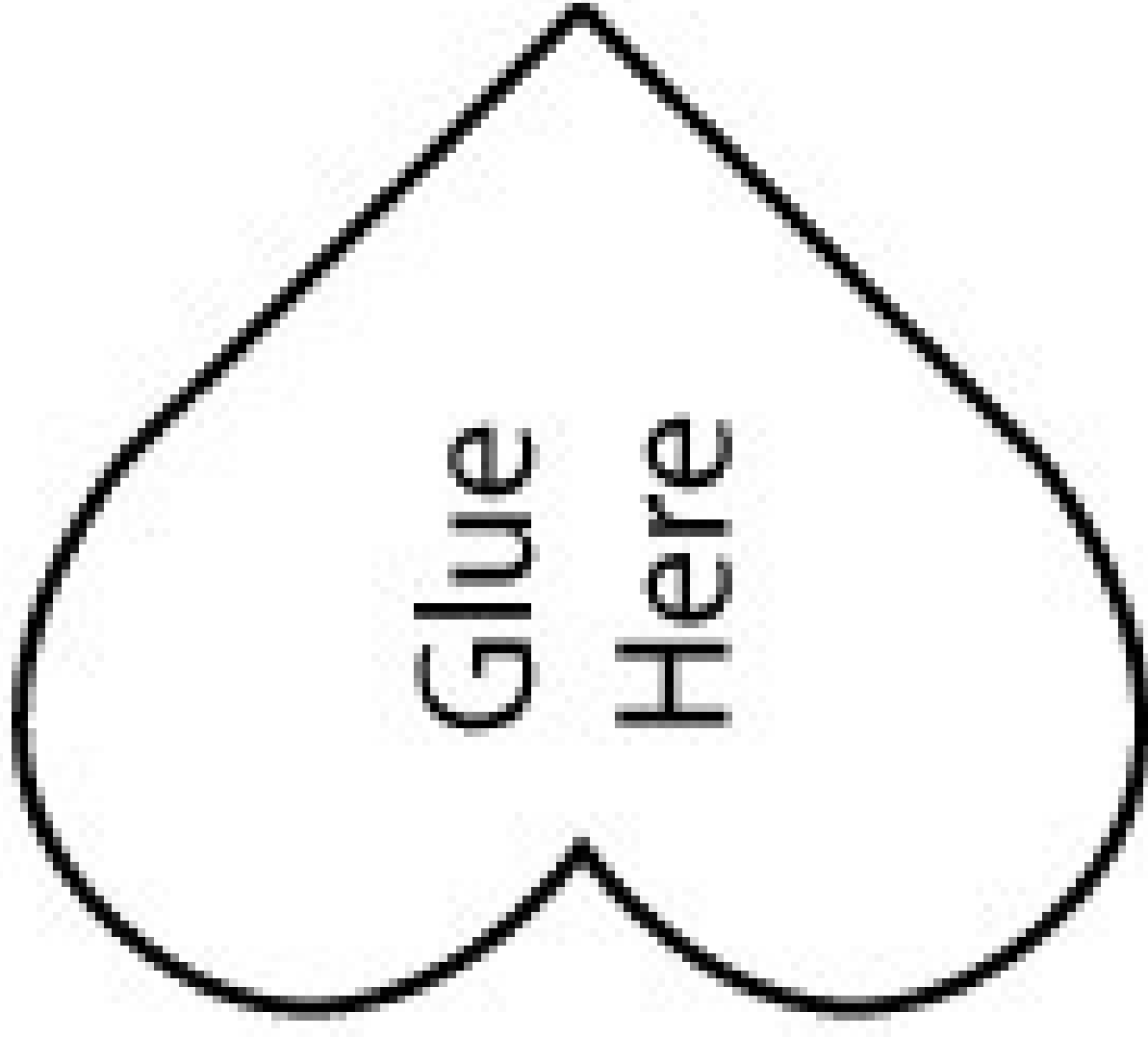



[www.krokokotak.com](http://www.krokokotak.com)

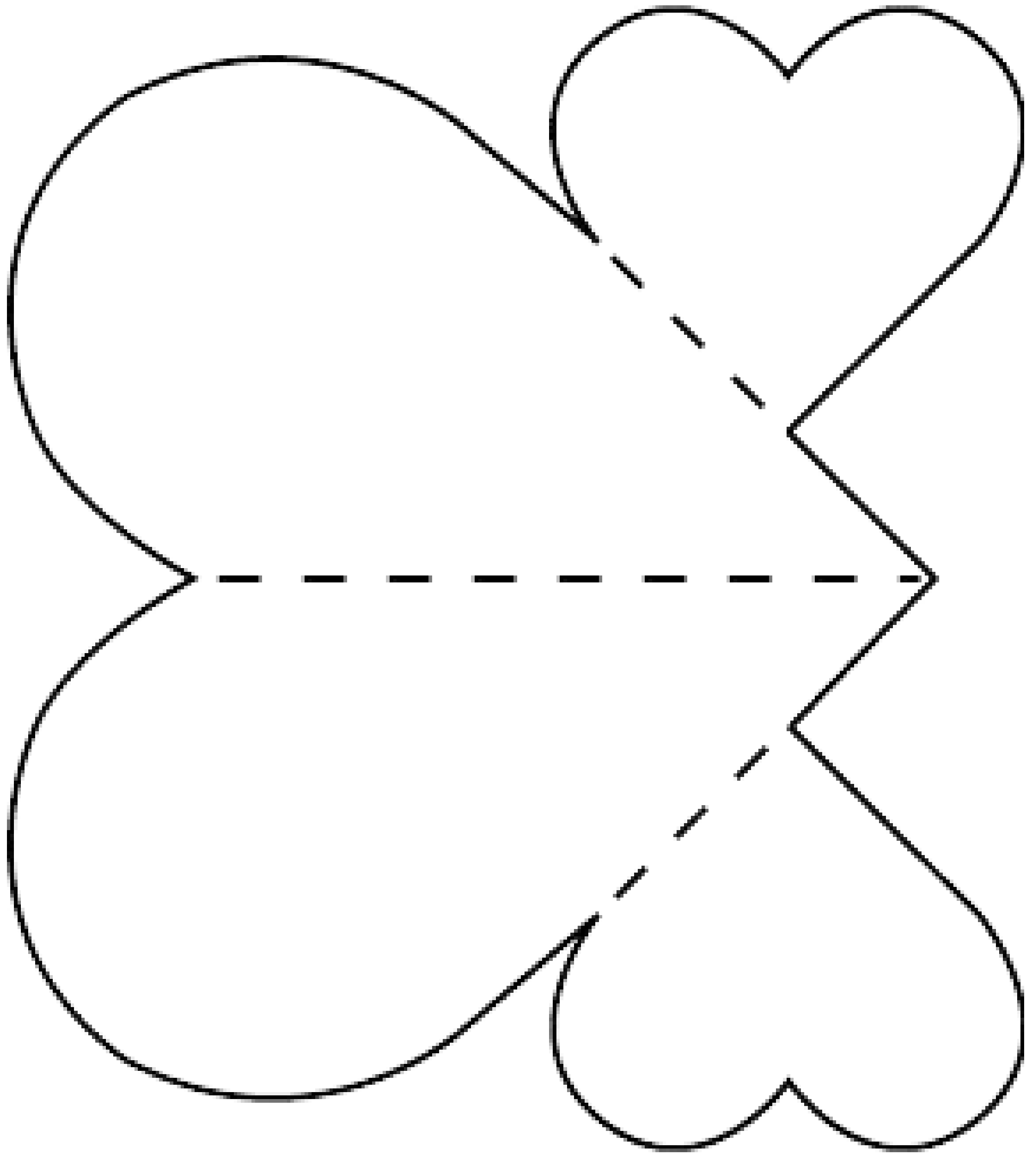

















# ELLERİMİ HİÇ BIRAKMA ANNE

Canım Anneciğim;

İşte sana evin her köşesinde, mobilyalarda, duvarlarda, her gün temizlemekten bıktığın parmak izlerim. Gün geçtikçe büyüyorum ve bıraktığım izlerde azalıyor. Bunun için sana, küçük sevimli ellerimin izini anneler günü hediyesi olarak verip, nice mutlu yıllar diliyorum.



**SENİ ÇOK SEVİYORUM**



Canım Anneciğim;

İşte Sana Evin Her Köşesinde Mobilyalarda,  
Duvarlarda, Nynada, Camda, Sehpa Her Gün  
Temizlemekten Bıktığın Kirli Parmak İzlerim.

Şimdi 6 Yaşındayım. Gün Geçtikçe Büyüyorum. Ne  
Etrafa Bıraktığım İzler Azalıyor. Onun İçin Sana  
Büyüdüğüm Zaman Özleyeceğin Küçük Sevimli  
Ellerimin İzini Bir Anı Olarak Hediye Ediyorum.

Anneler Gününün Kutlu Olsun.

Seni Çok Seviyorum.



**Sevgili canım sınıfımın anneleri 🥰  
Her zaman desteğiniz ve sevginiz  
oldu.**

**Elinizden gelen tüm hassasiyeti  
gösterdiniz.**

**Çocuklarınıza süper bir kahraman,  
öğretmeninize mesajlarınız, ilginiz  
ve neşenizle kocaman bir destek  
oldunuz.**


**Çocuklarınızın ilk örneği sizlersiniz.  
Hepinize ayrı ayrı teşekkür  
ediyorum.**

**Anneliğiniz sorgulanamaz kadar  
yüce.**

**Dilerim ki her gününüz mutluluk  
içinde geçer.**


**Sizler gibi harika anneler tanıdığım  
için çok şanslıyım.**

**Anneler gününüz kutlu olsun 🥰❤️**











Lembrancinha do dia 08  
de Março: Internacional  
da Mulher / 2020  
Profª Jesus



Lembrancinha do dia 08  
Internacional  
da Mulher / 2020  
Profª Jesus



Lembrancinha do dia 08  
de Março: Internacional  
da Mulher / 2020  
Profª Jesus



Lembrancinha do dia 08  
de Março: Internacional  
da Mulher / 2020  
Profª Jesus





SUNNEMEER  
GÜLÜNÜN KUTUCU  
OLSUN CANDEM  
ANNEM

Feliz Día  
Mamá

Youtube: [Crafty DIY Reciclaje](#)